

**Specification Sheet // Collaborative / Swivel Chair**

*Design: Orlandini Design*



**SEAT & BACK**

**SEAT**

Upholstered seat pad, Combustion Modified High Resilience (CMHR) foam with polypropylene under seat.

**MESH BACK**

Black mesh with nylon back support. Mesh composition 100% polyester.

**ARMS**

Fixed arms

**BASE & MECHANISM**

**BASE & CASTORS**

Five star glass filled nylon base (67cm diameter)  
6.5cm twin wheel polyamide castors  
Load capacity 50kgs per castor (total 250kgs)

**GAS LIFT**

Black outer support cylinder with 12cm of adjustment suitable for users up to 150kgs

**STANDARD MECHANISM**

Tilt mechanism lockable in various positions.

**OPTIONS**

**SEAT & BACK FINISHES**

Black plastic  
White plastic

**BASE FINISHES**

Polished aluminium base  
Silver painted aluminium base (RAL9006)  
Black glass filled nylon base  
White glass filled nylon base

**CASTORS & GLIDES**

Glides  
Soft wheel castors  
Brake loaded or un-loaded castors

**MESH COLOURS**

White, Grey, Charcoal, Blue, Red & Green


**MISC OPTIONS**

Chrome gas lift


**FULL DETAILS**

For more information on fabrics and options please download the Edge Design Specification & Retail Guide from our website.

**White**




**Grey**




**Charcoal**




**Blue**



**Red**



**Green**



## Specification Sheet // Collaborative / Swivel Chair

Design: Orlandini Design



MODEL:	CCT01B	CCT02B	CCT11B	CCT12B	CCT01W	CCT02W	CCT11W	CCT12W
Back Height	440	440	560	560	440	440	560	560
Seat Height	450-570	450-570	450-570	450-570	450-570	450-570	450-570	450-570
Seat Depth	460	460	460	460	460	460	460	460
Overall Depth	580	580	600	600	580	580	600	600
Overall Width	550	580	550	580	550	580	550	580
Back Width	520	520	520	520	520	520	520	520

### STANDARDS

#### BS EN 1335-1: 2000

Office furniture – Office work chair.

#### BS 5259-2: 2000 & A2 2008

Specification for the performance requirements and tests for office furniture.

#### BS EN ISO 9241-5:1999

Ergonomic requirements for office work with video display terminals.

Chairs are designed to conform to the listed British and European Standards.

### ENVIRONMENTAL

#### RECYCLED CONTENT

30% (estimated)

#### RECYCLABLE CONTENT

98%

Plastic components >25g are labelled in accordance with ISO 11469.

#### POLICY

Edge Design and Pledge Chairs manufacture in the united Kingdom and are a "True Manufacturer" producing wooden, steel and upholstered products at our site in Leighton Buzzard.

We are committed to the efficient use of energy and continually review our processes to reduce environmental impact seeking to utilise technologies which minimise energy and material consumption in our products and services.

### COMPANY CERTIFICATION

#### ISO9001 & ISO14001

Quality & Environmental Management Standards.

#### FISP

Furniture Industry Sustainability Programme.

#### BCFA

British Contract Furniture Association.

#### FIRA

Furniture Industry Research Association.

#### FSC™

Forest Stewardship Council™.



\* Product shown with one or more options. For full details on all available options please refer to the latest Edge Design Retail & Specification Guide.

### PRODUCTION

Pledge Office Chairs Ltd  
Mill Road  
Leighton Buzzard  
Bedfordshire  
LU7 1BA  
t: +44 (0) 1525 376181

### LONDON SHOWROOM

First Floor  
21-22 Great Sutton Street  
Clerkenwell  
London  
EC1V 0DY  
t: +44 (0) 20 7253 7277

### CONTACT & FOLLOW

e: sales@edgesdesign.furniture  
www.edgesdesign.furniture

