



• Counterbalanced 25 mm thick high density melamine table tops. Strip of ABS edge banding in a matching finish to the table top, rounded at the top and bottom for optimal user comfort • Tubular square section (50 x 50 mm) crossbeam structure, attaches to 2 steel hinge mechanisms fitted to the table frame • Tubular steel locking bar (35 x 20 mm), fitted to the underside of the table top towards the front edge • Tables H. 73.5 cm.




« I »-shaped steel legs composed of a cylindrical vertical upright \varnothing 70 mm and two castor-mounted feet extending out from the base.



Designed and conceived in a matching style to the system furniture ranges. Easy access steel legs maximise side clearance.



Easy to install
Structural crossbeam secured to 2 hinges ensures the safe locking or flipping of the table top.



Safe and secure handling
Manual securing /release of the locking bar. Security catches to safely lock the top in working/storage positions. Thumb screws facilitate a tool-free assembly process.



Simple and intuitive operation
Tables can be deployed or folded for storage in under 30 seconds. 4 castors \varnothing 75 mm (2 with brakes) enable hassle-free reconfiguration of table layout.

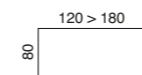


Quick and easy assembly
Metallic connection plates allow for seamless joining of two adjacent tables.

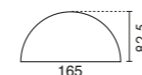


Optimised for easy storage
Save space by neatly storing up to 15 tables within a 3 m area.

FLIP-TOP TABLES PURE EVOLUTION



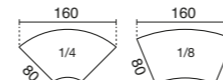
RECTANGULAR TABLES		£
W. 120 x D. 80 cm	6 430 001 + top + leg	396
W. 140 x D. 80 cm	6 430 002 + top + leg	412
W. 160 x D. 80 cm	6 430 003 + top + leg	428
W. 180 x D. 80 cm	6 430 004 + top + leg	444



HALF-MOON TABLES		£
W. 165 x D. 82.5 cm	6 430 005 + top + leg	468

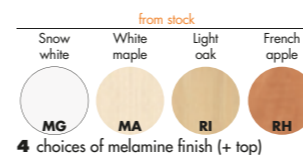


RECTANGULAR TABLES WITH 90° CURVED END		
W. 205 x D. 80 cm		
left-hand curve	6 430 007 + top + leg	479
right-hand curve	6 430 006 + top + leg	479



ARCH TABLES		
For orders exceeding 5 units per model, contact us for details.		
1/4 of circle - D. 80 cm*		
W. 160 cm	6 430 008 + top + leg	492
1/8 of circle - P. 80 cm*		
W. 160 cm	6 430 009 + top + leg	472

*on request (allow 5 weeks)



4 choices of melamine finish (+ top)



3 choices of finish for legs (+ leg)



FOLDING TABLES



- Counterbalanced 25 mm thick high density melamine table tops. Impact-resistant 2 mm thick ABS edge banding in a matching finish to worktop
- Metallic connection plates allow for seamless joining of two adjacent tables
- Thumb screws facilitate a tool-free assembly process
- Tables H. 73.5 cm.



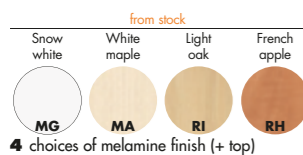
Modular and practical design
Layout can be easily reconfigured thanks to 4 castors (2 with brakes) ø 75 mm with 360° swivel action.



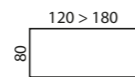
Simple folding mechanism
Square-section tubular crossbeam 40 x 40 mm fixed to 2 steel hinge mechanisms, enabling the locking or flipping of the table.



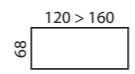
Fast and safe handling
Manual pressure on tubular locking bar ø 20 mm at the front of the table releases the table top for flipping. Security catches safely lock the top in working/storage positions.



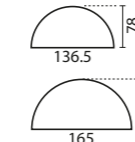
4 choices of melamine finish (+ top) 2 choices of finish for legs (+ leg)



RECTANGULAR TABLES			
D. 80 cm			
W. 120 cm	6 421 053 + top + leg		336
W. 140 cm	6 421 050 + top + leg		352
W. 160 cm	6 421 051 + top + leg		368
W. 180 cm*	6 421 054 + top + leg		388



D. 68 cm			
W. 120 cm*	6 421 055 + top + leg		344
W. 140 cm	6 421 056 + top + leg		360
W. 160 cm*	6 421 057 + top + leg		376



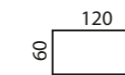
HALF-MOON TABLES			
W. 136 x D. 78 cm*	6 421 058 + top + leg		396
W. 165 x D. 82.5 cm	6 421 052 + top + leg		412

* on request (allow 5 to 6 weeks)

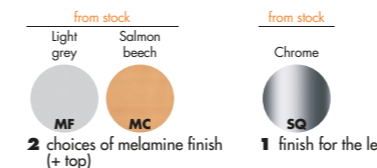
FOLDING TABLES



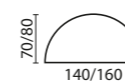
- Counterbalanced 25 mm thick high density melamine table tops. Edges protected by a strip of impact-resistant black PVC banding.
- Metallic tubular legs in a chrome finish ø 30 mm.
- Black protective end-pieces for table stacking and storage.
- Juxtaposable and stackable for efficient storage.
- Tables H. 72 cm.



RECTANGULAR TABLES			
Modular			
			£
W. 120 x D. 80 cm	6 275 032 + top + SQ		268
W. 140 x D. 70 cm	6 275 033 + top + SQ		288
W. 160 x D. 80 cm	6 275 036 + top + SQ		312



2 choices of melamine finish (+ top) 1 finish for the legs



HALF-MOON TABLES			
For combining with 2 non-modular rectangular tables			
			£
W. 140 x D. 70 cm	6 275 027 + top + SQ		244
W. 160 x D. 80 cm	6 275 030 + top + SQ		268

OPTIONAL EXTRA

TRANSPORT AND STORAGE TROLLEY

- Carries up to 10 folding tables, 20 conference chairs or 26 folding chairs.
- Tubular steel frame in a black finish.
- Strap included for securing of folding chairs.
- Trolley frame usable dimensions 160 x 70 cm.



TROLLEY*	£
6 275 044 SC	364

*On request (allow 5 to 6 weeks)

